





1. Loosen the screws from the end of cross-feed screw.




2. Slightly knock on the cap in order to depart it from the cross-feed screw.



3. Insert the main body of taper turning attachment into the cross-feed screw.




4. Tighten the screws.




4-1. The position of screws.



5. Lock on the bar.



6. Assemble the bed clamping bracket.



7. Lock on the cover.